


OBEX T50

Steel Modular End Terminal

Tested and certified according to prEN 1317-7



OBEX Systems Ltd.
Vehicle containment specialist for
a global market.
www.obexsystems.com



OBEX T50

Steel Modular End Terminal
Developed for end treatments of safety barriers





OBEX T50

Steel Modular End Terminal
Developed for end treatments of safety barriers

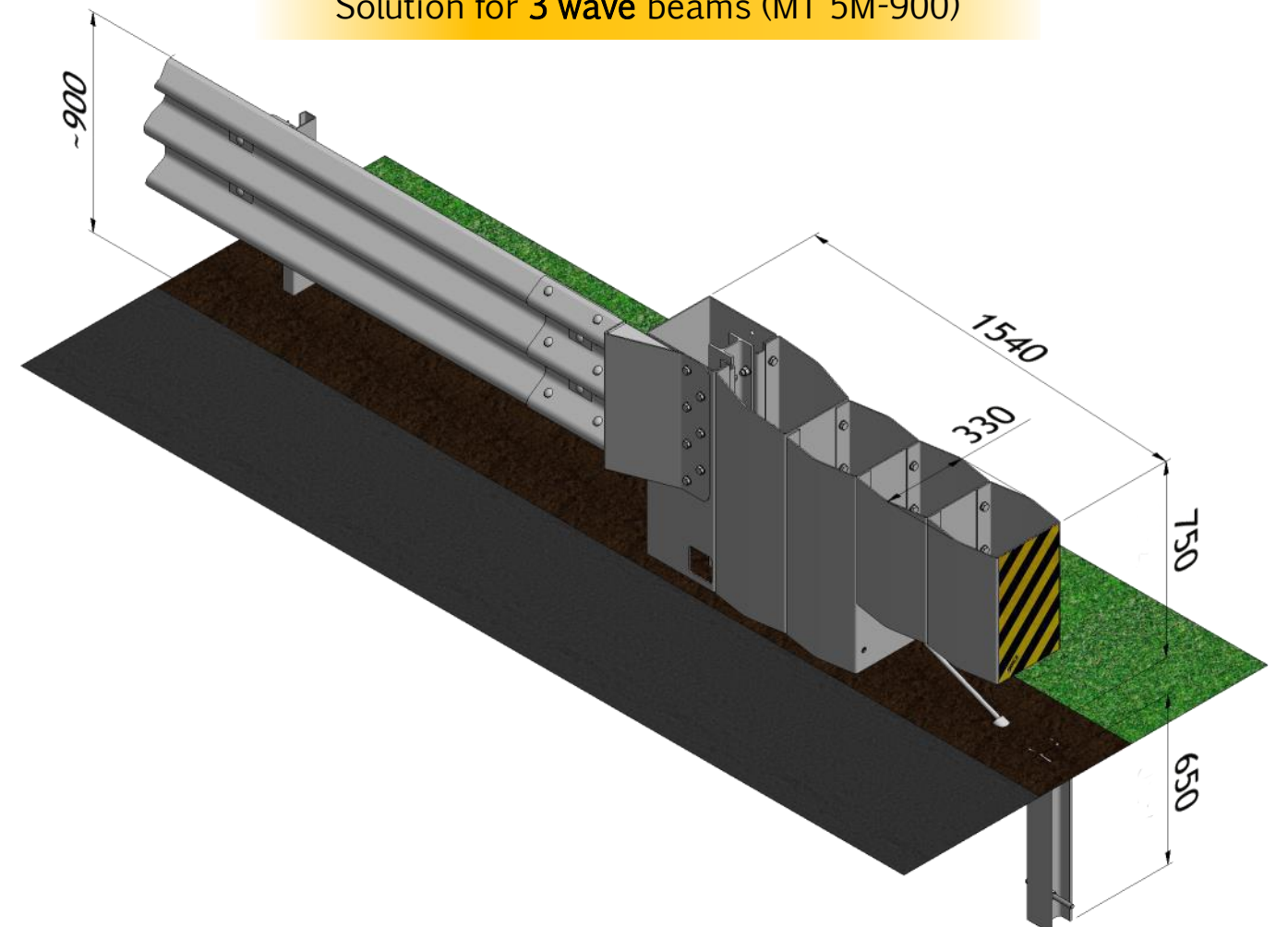
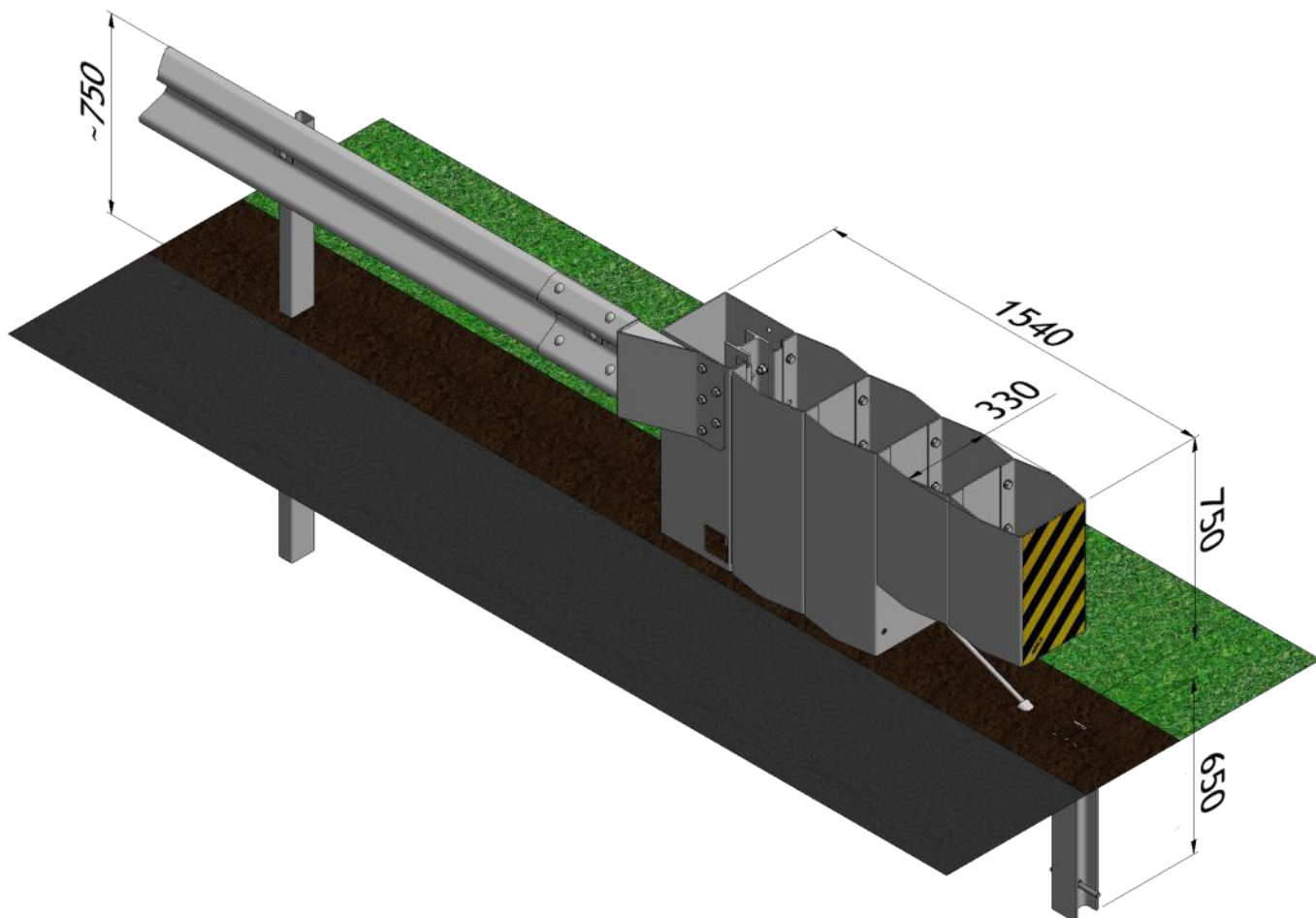
Impact speed = 50 km/hr

Impact speed = 50 km/hr



Solution for 2 wave beams (MT 5M-750)


Solution for 3 wave beams (MT 5M-900)



OBEX T50

Steel Modular End Terminal
Developed for end treatments of safety barriers

ANCHORING OPTIONS



Surface mounted on concrete base


Post in sockets / concrete foundation



CONNECTION SOLUTIONS

OBEX T50

Steel Modular End Terminal
Developed for end treatments of safety barriers



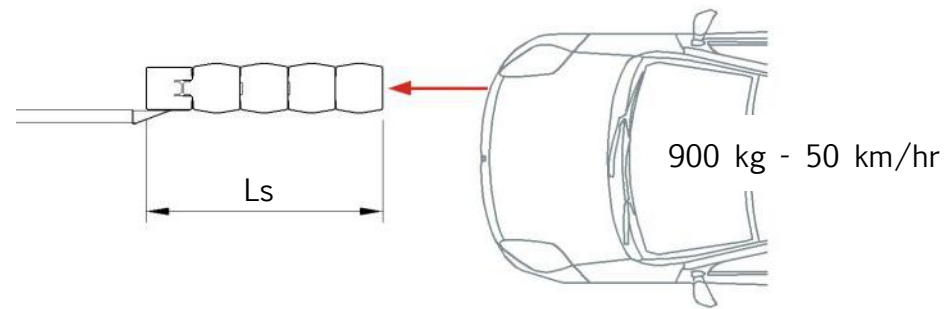
On concrete barrier



On double sided safety barrier

VEHICLE IMPACT TEST (prEN 1317-7)

TT 2.1.50 - Frontal, 0°, offset 1/4 of the vehicle width to the traffic side



HAZARDS DUE TO UNTESTED END TERMINALS



Full height and ramped down guardrail terminations present serious hazards even in low speed environments.

TYPICAL UPGRADED INSTALLATION



Full height hazard with inadequate anchorage for the guardrail system to perform.



Simple and easy upgrade which provides robust anchoring for the guardrail and removes the potential for guardrail intrusion on impact.

A uniquely flexible solution for urban
and low speed environments
with speeds up to 50km/hr.

OBEX T50

Steel Modular End Terminal

Patent Pending (UK No. 142108.6)

PERFORMANCE - T50 (prEN 1317-7)

Test code	Impact Speed	Vehicle Mass	Lateral Displacements Zone	Exit Box Classification	ASI
TT 2.1.50	50 km/hr	900 kg	S 0,5 - T 1,0	Z2	A



Tested according to the current European norm prEN 1317-7.



Approved modifications allowing for use with 2 & 3 wave beams together with options for concrete foundations, sockets and surface mounting.



Suitable for single and double sided applications.



Simplicity of design allows for a cost effective and competent installation and repair.



No intrusion risk from modular components on impact.



Part of the OBEX Modular Terminal range covering T50 (50 km/hr), T80 (80 km/hr - P1/P2) & T110 (110 km/hr - P4).



Commonality of components throughout the OBEX terminal family allows for efficient and flexible stock control.



The OBEX modular terminal range is covered with a Patent Pending application (UK No.1421308.6).

